

REAL-EL
USER MANUAL



**2.0 MULTIMEDIA
SPEAKER SYSTEM**
S-420

Congratulations on your purchase of the REAL-EL speaker system!

COPYRIGHT

© 2022. ENEL GROUP OU.

This Manual and information contained in are copyrighted. All rights reserved.

TRADEMARKS

All trademarks are the property of their legal holders.

CONTENTS

1. BUYER RECOMMENDATIONS	1
2. PACKAGE CONTENTS	1
3. SAFETY PRECAUTIONS	2
4. TECHNICAL DESCRIPTION	2
5. CONNECTION AND OPERATION	3
6. TECHNICAL SPECIFICATIONS	4

1. BUYER RECOMMENDATIONS

- Unpack the device carefully. Make sure there are no accessories left in the box. Check up the device for damage; if the product was damaged during transportation, address the firm, which carried out the delivery; if the product functions incorrectly, address the dealer at once.
- Check up the package contents and availability of the warranty card. Make sure the warranty card has a shop stamp, a legible signature or the seller's stamp and purchase date, and the goods number corresponds to that in the warranty card. Remember: in case of warranty card loss or discrepancy of numbers you forfeit the right for warranty repairs.
- Do not switch on the speaker system immediately after you bring it into a room from environment with negative temperature! After unpacking, the speaker system should be kept in conditions of room temperature for at least 4 hours.
- Before installing and using the speaker system, read this Manual carefully and keep it for future reference.

2. PACKAGE CONTENTS

2.0 Multimedia Speaker System — 1 pc
 Warranty card — 1 pc
 User manual — 1 pc

3. SAFETY PRECAUTIONS

- Do not open the device and do not perform repairs by yourself. Service and repairs should be performed only by qualified specialists at authorized service centers. The list of authorized service centers is on www.real-el.com
- Make sure that foreign objects do not get inside the holes of the device.
- Protect the device from high humidity, water and dust.
- Protect the device from heating: do not place it closer than 1 m from a heat source. Do not expose it to direct sunlight.
- Do not use any chemical agents for cleaning. Clean it with dry soft cloth only.
- In case of device does not work properly. Please contact place of purchase or service center.

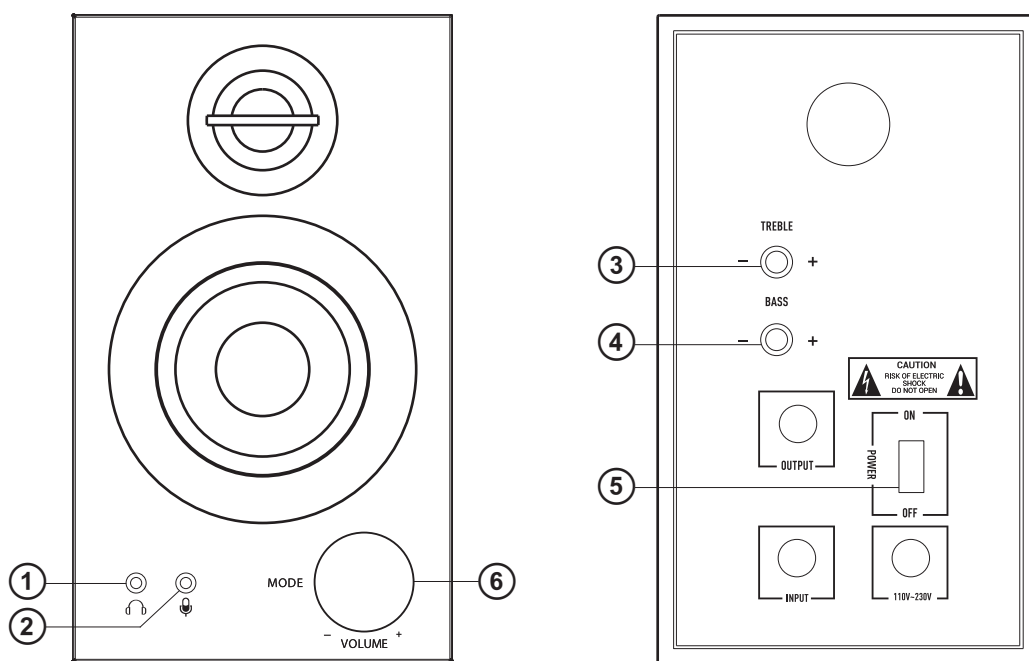
Special features

- Wireless signal transmission via Bluetooth
- Headphones and a microphone jack
- Adjusting the volume level
- Tone control
- Wooden body (MDF)

4. TECHNICAL DESCRIPTION

Control panel

- ① Headphone jack
- ② Microphone jack
- ③ TREBLE: Treble control knob
- ④ BASS: bass control knob
- ⑤ POWER ON/OFF: power switch
- ⑥ VOLUME: volume control knob; AUX/BT switch mode button.



5. PREPARATION AND OPERATION

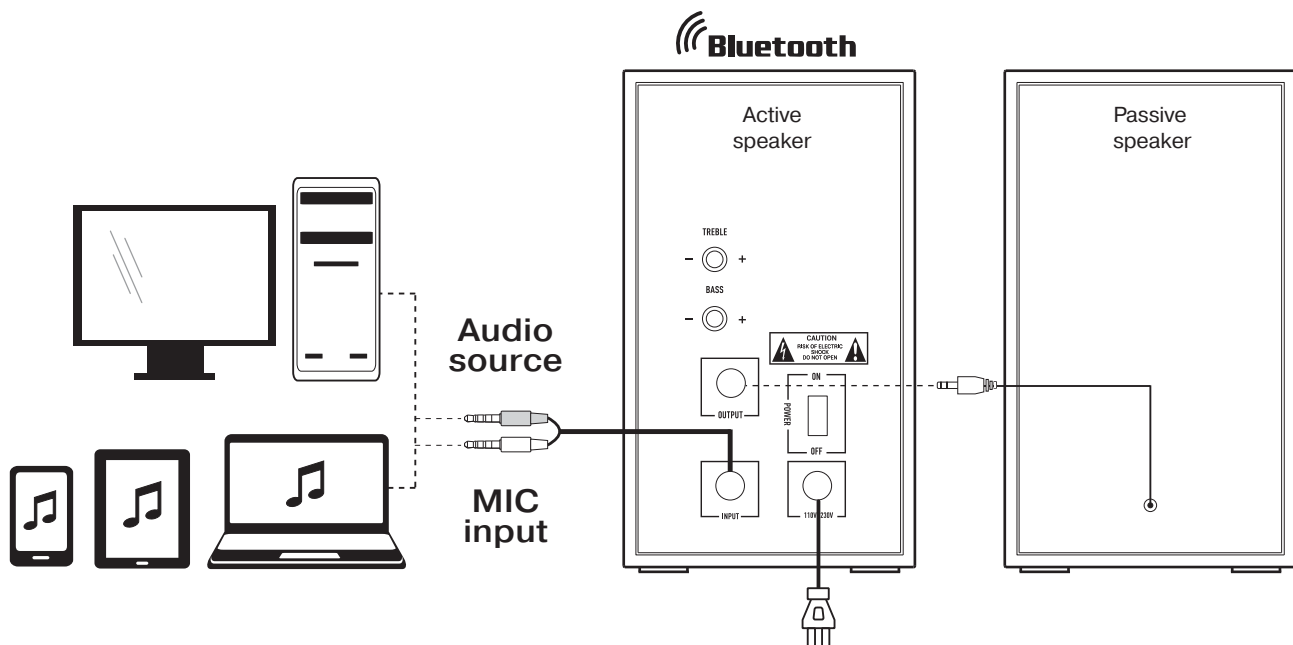
Speaker placement

- Place the speakers symmetrically to the listener at least one meter away.

MSS Connecting

Multimedia Speaker System (MSS) can be connected to most of audio sources: PCs, laptops, tablet PC, cell phones, MP3 players, etc. (see connection diagram in Fig.).

- Connect active speaker.
- Connect required signal cable to audio source.
- Adjust volume on minimum level.
- Plug-in power cable to mains and turn ON the speaker.




Bluetooth mode

- Select the Bluetooth mode using Ⓞ on the front panel. After 2-3 seconds the speaker system starts the search mode.
- Activate Bluetooth search mode of your device (phone, notebook, smartphone, etc.). «REAL-EL S-420» will be displayed which should be connected to*.
- The indicator lights continuously when connection is successful.
- If there is no connection, indicator will blink.
- If there is no connection, the system should be switched over to the search mode once again (turn off and turn on Bluetooth mode)**.

* You might have to enter "0000" code to connect some models via Bluetooth.

** If an item has been already registered in the device list of sources, then the second search mode activation is not needed. Choose only the item name and the "connect" command on the source.

AUX mode

- Press button  on the front panel to switch the AUX mode. Indicator on the front panel will change its light to red.

6. SPECIFICATION

Parameter	Value
Output power (RMS)	28 (2 × 14) W
Frequency range	60 – 20 000 Hz
Speaker drivers size	
HF driver	Ø 35 mm
LF driver	Ø 70 mm
Power supply	~ 230/50 V/Hz
Connection	Bluetooth 5.0/mini-jack Ø 3.5 mm
Dimensions (one speaker)	122 × 210 × 160 mm
Case material	wooden (MDF)
Weight	2 kg

Notes:

- *Technical specifications given in this table are supplemental information and cannot give occasion to claims.*
- *Technical specifications and package contents are subject to change without notice due to the improvement of REAL-EL production.*



Manufacturer: ENEL GROUP OU, Harju maakond, Rae vald, Jüri alevik, Aruküla tee 55a, 75301, Estonia.
® Registered Trademark of ENEL GROUP OU. Estonia.